

PNJ 60

User manual

English



PNJ
SHARE YOUR VISION

HD

1080p 30fps,
720p 30fps/ 60fps



WiFi function



wide-viewing angle



Resolution
Photos: 12m

Thank you for choosing a PNJ product. This manual describes how to prepare and use your product. It's also providing information about the utilization and safety precautions, the regulations, compliance and technical specifications of the device. Please read completely, carefully and regularly before use, become familiar with all the feature of the device and ensure safety use of your camera to fully enjoy with it. Keep this manual for future use. The manual is also available on our website www.pnj.fr under the heading «User manuals».

CONTENTS

1.ATTENTION / WARNING / WAARSCHUWING	3
2.Battery	4
3.Precautio n of use	6
4.Warning	7
5.Download the App	8
6.Included in the pack	9
7.Waterproof housing	10
8.Camera parts name	11
9.Mounting your camera	12
10.Storage, Micro SD cards	13
11.Charging the battery	13
12.Utilization (Navigating the menus)	14
13.Connecting the "PNJ 60" App	14
14.Capturing Videos/Car mode/Photos	16
15.Visualize the Videos/Photos	17
16.Videos/Car mode settings.....	18
17.Photos settings.....	19

18.System settings	20
19.Maintenance.....	21
20.Guarantee	22
21.Recycle	23
22.Declaration of conformity.....	24
23.Trademarks	25
24.Modifications	25

1.ATTENTION / WARNING / WAARSCHUWING

FR

Veillez lire le "User Manual" entièrement et attentivement avant toute utilisation Le manuel mis à jour est disponible sur le site www.pnj.fr/modes-demploi/

ATTENTION: Toutes les précautions d'utilisation concernant les batteries doivent être suivies rigoureusement. Une mauvaise manipulation de la batterie peut provoquer un incendie, une explosion, des blessures personnelles ou des dégâts matériels.

EN

Please read the operation manual carefully before using the product The english User Manual can be downloaded on our website: www.pnj.fr/en/user-manuals/

WARNING : Batteries are dangerous, please follow the instructions to avoid injuries or damages.

NL

Lees de instructies in de bedieningshandleiding zorgvuldig door voordat u onze producten gebruikt


De bedieningshandleiding kunt u downloaden vanaf onze website: www.pnj.fr/en/user-manuals/

WAARSCHUWING : Batterijen zijn gevaarlijk, het niet opvolgen van de gebruikshandleiding kan blessures en schade veroorzaken.

2.BATTERY

- By holding, charging or using the battery, you assume all risks related with the use of lithium batteries.
- Always keeps the device out of the reach of children.
- Never leave the battery unattended while charging.
- Never leave the battery charging more than 1 hour.
- Use only the USB charger provided in the pack. Never use a charger unadaptable.
- Before charging the battery, check that it is not damaged. Check that the battery has not inflated or that the battery compartment is not punctured. If you notice any of these situations: **DON'T CHARGE THE BATTERY !**
- A used battery should be removed from the device and replaced.
- If you notice that the battery starts to inflate during the charging, disconnect the battery immediately and never use it again. The continued use of an inflated or damaged battery may cause an explosion.
- Always ensure that the output voltage of the charger matches with the battery voltage. Do not charge at a higher voltage than recommended. Only use the charger supplied in the pack.
- Disconnect the battery from the charger if it becomes too hot (never exceed 49°C / 120°F) or inflates. if the battery becomes hot, disconnect the charger immediately.
- Only charge on a non-afflamable surface. Do not charge inside a vehicle.
- Do not exposed the battery to a heat source or high temperature.
- Do not put the battery in contact with water or immersed in any other liquids.
- Improper use of the battery may cause fires, explosions or others danger.

- In case of fire caused by the battery, do not use water to extinguish the fire (sand recommended).
- Do not carry batteries without packaging, in your pocket or bag, because the shock of the batteries against each other could cause a short circuit.
- Keep the battery in a dry place at room temperature.



3. PRECAUTION OF USE

When using your drone, please respect the following precautions:

- In order to ensure respect for privacy, please avoid any harmful use to others.
- Not suitable for children under 3 years old.
- Warning: Risk of ingestion of small parts, prohibited for children under 3 years old.
- Be sure to use this product carefully and responsibly to avoid all kind of injury and/or material damage.
- Make sure that the use of the device is accordance with the legal disposal of the country where you are located.
- Avoid all contact with the following elements: sand, dust, water, liquid substance, sun, heat. Otherwise, it could cause irreversible damage.
- Not suitable for people with epilepsy, unless otherwise medically prescribed.
- Respect the safety instructions in this manual.
- Only use accessories provided by PNJ.
- Before each utilization, check that the batteries are fully charged.

4.WARNING

The law required to use this camera in prudent and responsible manners to avoid all human or material damage.

In case for unauthorized use or for illicit purposes, you will be fully responsible for any damage causes. Be sure to respect laws, without violating the privacy of other people. PNJ assumes no responsibility in case of damage resulting directly or indirectly from the use of this device, any parts of this device or the manual. PNJ is not responsible for any accident, injury, death, loss or other claim of any kind related or resulting the use of this product.

5.DOWNLOAD THE APP

Scan the QR code below, to have the access to our website www.pnj.fr and download the application for free. You can also search "PNJ 60" in Google Play Store or Apple Store to download the application for being able to control the action cam in distance via your smartphone.



Web PNJ



Logo PNJ60

6. INCLUDED IN THE PACK



Waterproof housing



Helmet mount




Mount




USB cable


7. WATERPROOF HOUSING



8. CAMERA PARTS NAME



9.MOUNTING YOUR CAMERA



10.STORAGE, MICRO SD CARDS

This camera is compatible with 4GB, 16 GB, and 32GB capacity microSD, microSDHC, and microSD card with a class 10 speed rating. We recommend using brand name memory cards for maximum reliability in high-vibration activities,

11.CHARGING THE BATTERY

To charge the battery of the PNJ 80 correctly, please read the following instructions:

1. Connect the camera to a computer or USB power supply.
2. The charging status light remains ON while the battery is charging.
3. The charging status light will turn OFF when the battery is fully charged..

Note:

Charging time: 4 hours

If recording is occurring when battery reaches 0%, the camera will save file and power OFF. The files will be saved before the shut down of the camera. In some cases, the files can be damaged or unreadable.

12.UTILIZATION (NAVIGATING THE MENUS)

Press and hold the Power/ Mode button to turn on the PNJ 60. Repeatedly press on the Power/ Mode button to cycle through camera modes and settings (Video; Car mode; Photo; Playback).

Press the Up/ Down buttons to cycle through the options and press the Select/ Shutter button to select the desired option.

To unselect the option, press the Power/ Mode button.

To change the camera settings, press the Down button then the Select/ Shutter button.

To power off, press and hold the Power/ Mode button. .

13.CONNECTING THE "PNJ 60" APP

The "PNJ 60" App lets you control your camera remotely by using a smartphone or tablet. Features include full camera control, live preview, photo playback and sharing of select content and more.

1. You can download the "PNJ 60" App at the 'Apple Store or Google Play.
2. Press and hold the Select/ Shutter button for 3 seconds until you see "Waiting for WiFi connection".
3. Open the Wifi setting on your smartphone or tablet and connect to the network called "PNJ-60-XXXXX" (followed by a series of numbers).
4. Enter the password: "1234567890"
5. Open the "PNJ 60" App on your smartphone or tablet.

Compatibility:

The "PNJ 60" App is compatible with Android smartphone with a system of 4.0 or more, For iOS version, 7.0 or more.




Note: Compatibility varies by smartphone/ tablet, playback content, sharing and access to the camera's memory card might be not available on some smartphone/ tablet.

14. CAPTURING VIDEOS/CAR MODE/PHOTOS

1) Recording video/ Car mode

Press the Select/ Shutter button to begin/ stop a recording.




Option 1: 1080p 30fps

Option 2: 720p 60fps


2) Taking photo

Press the Select/ Shutter button to take a photo.



You can change the photo and video settings in the setting menu.

15.VISUALIZE THE VIDEOS/PHOTOS



Press the Power/ Mode button and cycle through the Playback mode to access to the MicroSD card. Press the Select/ Shutter button to select a photo or video.

16.VIDEOS/CAR MODE SETTINGS

1) Video resolution : 1080p 30fps or 720p 30fps/60fps

MicroSD card	1080p 30fps	720p 60fps
32 GB	240 Min	320 Min
16 GB	120 Min	160 Min
8 GB	60 Min	80 Min
4 GB	30 Min	40 Min



2) Quality: High/ Fine/ Normal

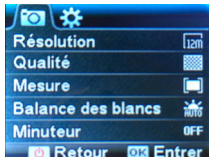
3) White balance: Auto/ Daylight/ Cloudy/ Tungsten

4) Seamless: 1min/ 3min/ 5min

5) Slow motion: Off/ On

6) Date Stamp: Off/ Date/ Date & time

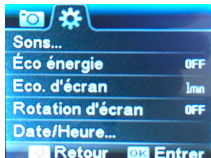
17.PHOTOS SETTINGS



Resolution	12M / 10M / 8M / 5M / 3M
Quality	Super high / High/ Normal
Mesure	Center / Multi-spot / Spot
White balance	Auto / Daylight / Cloudy / Tungsten
Self-timer	Off / 2s / 10s / Double
Burst mode	Off / On
Date stamp	Off / Date / Date & time

18.SYSTEM SETTINGS

Sound	On/ Off , Beep On/ Off, Volume 0/ 1/ 2/ 3
Frequency	50Hz/ 60Hz
Power saver	Off/ 1min/ 3min/ 5 min
Screen saver	Off/ 1min/ 3min/ 5min
Screen rotation	On/ Off
Date/ Time	YYYY/MM/DD
Language	English/ Chinese/ Italian/ Spanish/ Portuguese/ German/ Dutch/ French/ Czech/ Polish/ Turkish/ Russia/ Japanese/ Korean/ Thai
Format	Yes/ No
Reset	Yes/ No
Version	V2.5



19.MAINTENANCE

- The battery should be stored in a dry and ventilated area. The storage temperature range is between 18°C and 25°. Avoid to charge and uncharged excessively to extend its life. Ensure to charge it before storing it, if it won't be use for a long period.
- If the action cam won't be use for a long period, be sure to remove the batteries from the compartment. Battery leakage may damage the action cam and may cause a fire. Once used, ensure to throw the batteries according the legal regulations in order to preserve the environment.
- To avoid any problems, we strongly advise you to have the habit to remove the action cam's battery when you are not using it.
- Make sure to store your materials in a dry place, away from water and the heat.
- The maintenance can only be carried out by the After-sell Service from the shop or from the distributor. If you find a problem with your action cam, be sure to call them directly. It's not recommended to change by yourself the lens for example, because its requires technical knowledge.
- Use only the accessories specified by the manufacturer.
- Find out all our products and accessories in our website www.pnj.fr

20. GUARANTEE

This product is warranted for a period of 24 months from the date of original purchase by the consumer, except for certain wear parts, against manufacturing defects, upon presentation of proof of purchase (receipt with date, place of purchase, name of the product).

During the contractual warranty period, the defective product must be returned in its original packaging to the retailer's service center or to the www.pnj.fr website, depending on the place of purchase. After inspection of the product, the after-sales service will repair or replace the defective part or product, to the exclusion of any other compensation, if the product has been used correctly.

The warranty does not cover:

- All damaged or deteriorated as a result of a fall or accident, voluntary or involuntary.
- The battery charger when connected to a wall power supply (voltage too high).
- Products that have undergone unauthorized alterations, modifications, customizations or other assembly.
- Damage resulting from accidents, normal wear and tear, contact with liquid (rain, water, etc.).
- Defects due to alteration or deterioration of the product caused by a fall within 3 meters, accidental shock or immersion, voluntary or involuntary.
- Defects due to abnormal use of the product, installation of spare parts not in accordance with instructions in this manual or at www.pnj.fr.
- Damage resulting from a repair performed by the user themselves or an unauthorized third party,

excluding exchange of spare parts provided by PNJ.

- Defects caused by parts not supplied by PNJ, including a battery not approved by PNJ. All products found to be defective after analysis will be returned to the shipper at their expense.

The spare parts necessary for the use of the product are available for 12 months, from the date of first commercialization of the product. Wear parts: Battery: 6 months.

21.RECYCLE



These symbols indicate that this product should not be disposed of with other household waste. Selective collection of electrical and electronic waste: Electrical products should not be disposed of with household products. According to the European Directive 2012/19 / EC for the disposal of electrical and electronic equipment and its execution in national law, used electrical products must be collected separately and arranged at collection points provided for this purpose. Consult local authorities or your dealer for recycling advice.

22. DECLARATION OF CONFORMITY

C E SAS PNJ, 110, Esplanade du Général de Gaulle 92400 Courbevoie, France, declares under its sole responsibility that the product described in this manual complies with the requirements of the Directives R&TTE 1999/5/CE et RoHS 2011/65/EU.

A copy of the Declaration of conformity is available in the following website:
www.pnj.fr/certifications



Date: 24/03/2017

Christian Pouthier, product manager SAS PNJ

23. TRADEMARKS

- FR** Les marques citées sont des marques déposées par leur fabricant respectif. Photos et caractéristiques non contractuelles. Garantie : 1 an. Fabriqué en RPC.
- EN** All brands or product names are or may be trademarks of their respective owners. Pictures and specifications are not contractual. 1 year warranted. Made in PRC.
- NL** De vermelde merken zijn gedeponeerde merken door hun respectievelijke producent. Foto's en kenmerken niet contractueel. Geproduceerd in China. Garantie: 1 jaar.
- DE** Die zitierten Marken sind durch die jeweiligen Hersteller eingetragene Marken. Fotos und technische Daten sind unverbindlich. Hergestellt in China. Garantie: 1 Jahr.

24. MODIFICATIONS

The explanations contained in this User Manual are provided for information purposes only and may be subject to modification, without prior notice. SAS PNJ cannot be held responsible directly or indirectly for any prejudice or loss of data resulting from an error or omission from this document. SAS PNJ reserves the right to modify the product and its operating instructions without any restriction or obligation to inform the user. Thus, the purchased product may differ somewhat from the one described in this document. The latest version of the online User Guide prevails over this one. To obtain it, go to: www.pnj.fr



www.pnj.fr